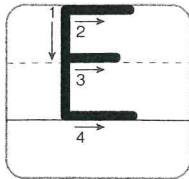


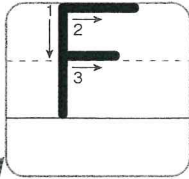
E



Handwriting practice grid for uppercase letter E with dashed lines for tracing.

ENGLISH Eの順に書いてもいいよ。

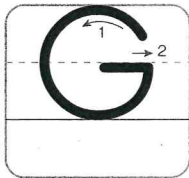
F



Handwriting practice grid for uppercase letter F with dashed lines for tracing.

FISH Eのいちばん下の横線がない形だよ。

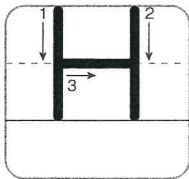
G



Handwriting practice grid for uppercase letter G with dashed lines for tracing.

GAME Cとまちがえないよう2画目もしっかり書こう。

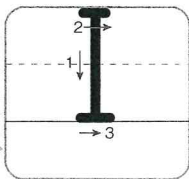

H



Handwriting practice grid for uppercase letter H with dashed lines for tracing.

HAND Hの順に書いてもいいよ。

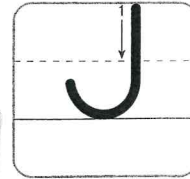
I



Handwriting practice grid for uppercase letter I with dashed lines for tracing.

INTERNET Iの順に書いてもいいよ。

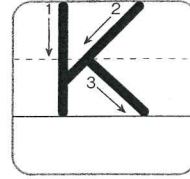
J



Handwriting practice grid for uppercase letter J with dashed lines for tracing.

JAPAN 第3線(基線)の少し上から、左の方へ曲げよう。Jの先は第2線と第3線の間まで曲げるよ。

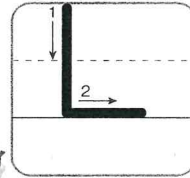
K



Handwriting practice grid for uppercase letter K with dashed lines for tracing.

KEY 3画目のななめの線は、第2線上から書こう。

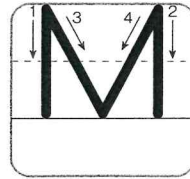
L



Handwriting practice grid for uppercase letter L with dashed lines for tracing.

LUNCH 縦線と横線が直角になるように書こう。

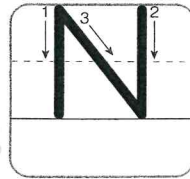
M



Handwriting practice grid for uppercase letter M with dashed lines for tracing.

MILK Mの順に書いてもいいよ。

N



Handwriting practice grid for uppercase letter N with dashed lines for tracing.

NOSE Nの順に書いてもいいよ。