

Warm-up sheet

Class _____ No _____ Name _____

2年 Unit 4(p.34,36) タクが迷子になっちゃった!

下の図は、タクの現在地を表したものです。本文内容を読んで、正しい図を下のア～エから1つ選んで () に記号を書きなさい。

(p.34)

On the phone :

Taku: Tina? I'm lost! I need your help.

Tina: OK. Don't worry. I'll find you. What can you see around you?

Taku: Well, I can see a pond in front of me.

Tina: Anything else?

Taku: There are some trees around the pond.

(p.38)

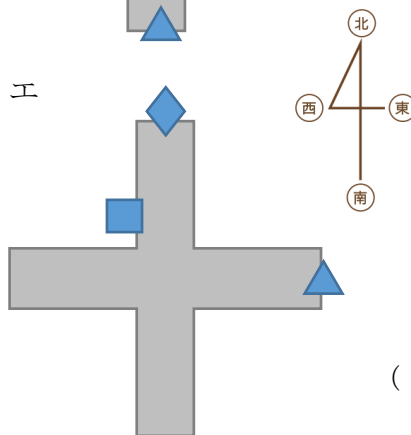
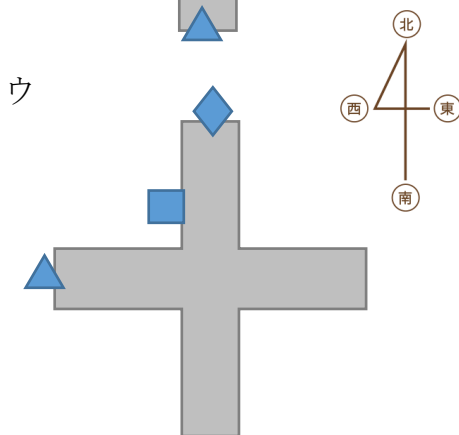
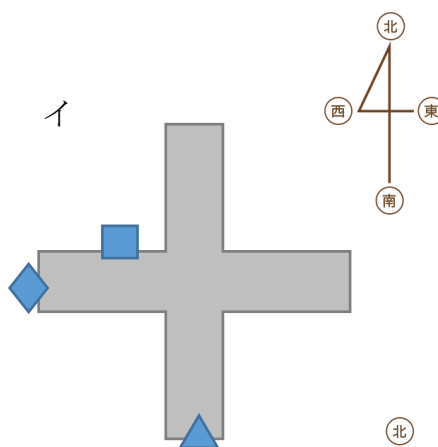
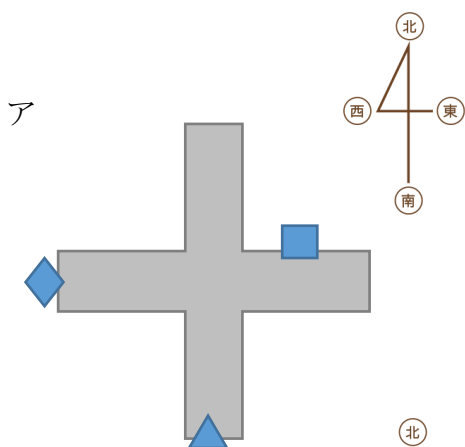
Tina: Is there a big building near you?

Taku: Just a minute. Yes, there is. It looks like a castle.

Tina: OK. Good. Go past the castle. When you reach the corner, go south. Then you'll see the statue of Alice.

Taku: All right. Thanks. See you soon.

◆ =Taku ■ =castle ▲ =the statue of Alice



()



今日の Key sentence はこれ! 下線部に日本語訳を書いてみよう
There are some trees around the pond.

わからない人は 2年生の教科書 p.35 か英語の新研究 p.52-53 を参考に!